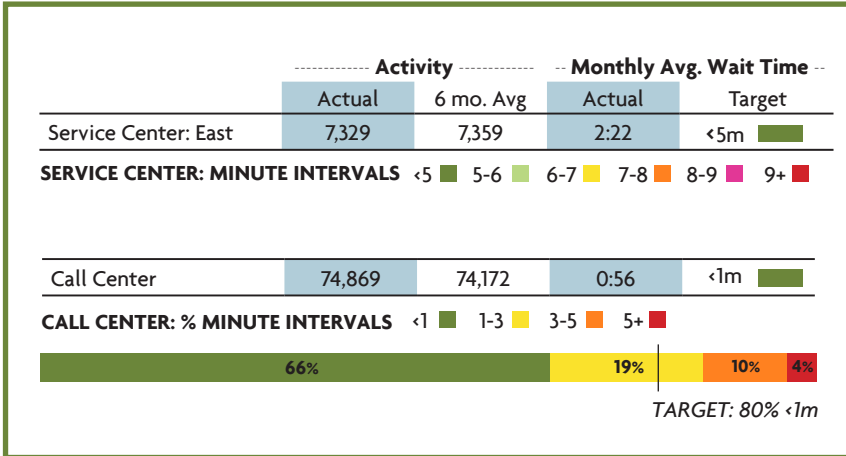


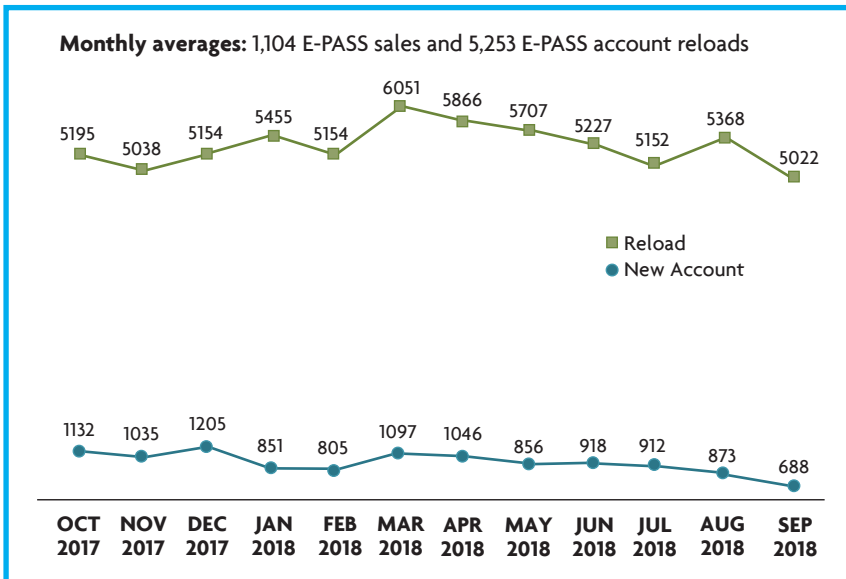
CUSTOMER SERVICE



WRONG WAY DRIVING (WWD)

Month	FEB	MAR	APR	MAY	JUN	JUL	AUG	SEPT
Total Vehicles Detected	13	11	15	8	16	11	17	29
Documented Turn Arouds	11	9	12	7	14	9	14	28

RELOAD CUSTOMER SERVICE LANE ACTIVITY



MAJOR CONSTRUCTION PROJECTS

	Contract (millions)	Spent (millions)	% Spent	% Time	VAR	Contract Completion Date
SR 408/SR 417 Interchange (Phase II)	\$63.7	\$40.6	64%	50%	■	October 2019
SR 408 Widening from SR 417 to Alafaya Trail	\$76.7	\$43.2	56%	50%	■	October 2019
SR 528 Econlockhatchee River Bridge Replacement	\$17.8	\$15.3	86%	92%	■	November 2018
Toll System Replacement	\$54.4	\$22.1	41%	79%	■	August 2019
SR 417 Widening from Econlockhatchee to Seminole Co.	\$44.8	\$0.44	0.98%	2.5%	■	June 2020

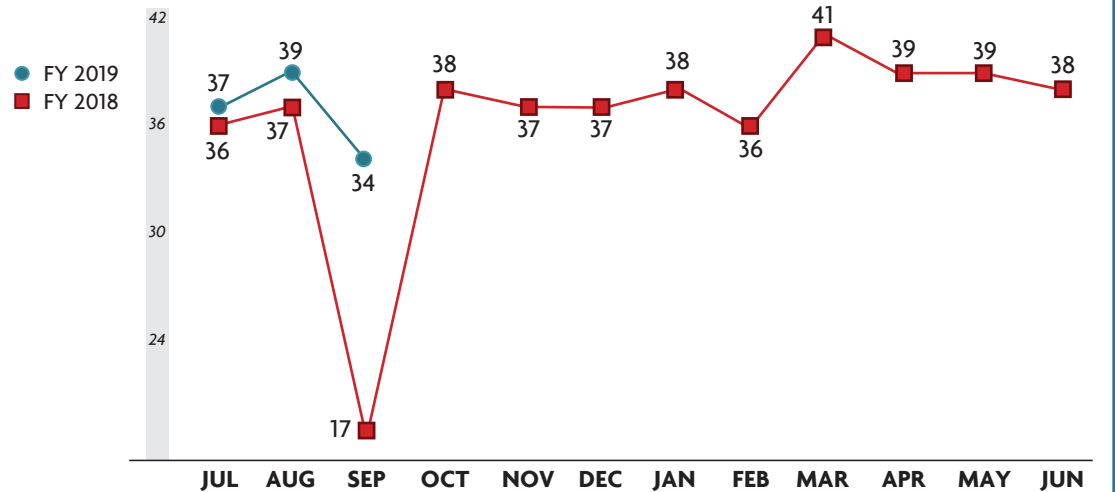
LEGEND: Spent vs. Time </=10 ■ <11-20 ■ >/= 21 ■

FINANCIALS

FINANCIALS				DEBT SERVICE		
FY to Date	Actual	Budget	VAR	FY to Date	Actual	Budget
Total Revenue	\$117.4	\$114.1	3%	Senior Lien	2.41	2.40
OM&A Expenses	\$13.3	\$15.0	11%	Subordinate Lien	2.31	2.30
Net Revenue	\$62.2	\$56.9	9%			

LEGEND: >/= 0 ■ -0.1 to -10 ■ </= -10 ■ LEGEND: >1.45 ■ <1.21 to 1.44 ■ </= 1.2 ■

TOTAL TRANSACTIONS ON CFX SYSTEM (millions)



PAY BY PLATE TRANSACTIONS (millions)

