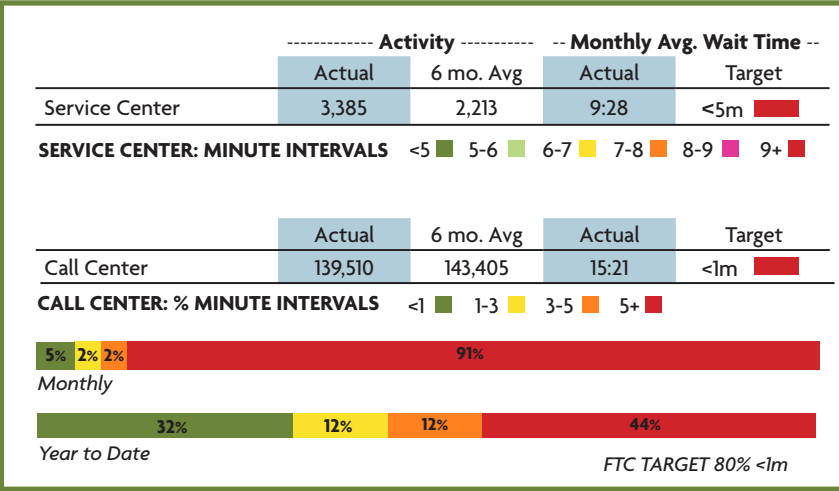


PERFORMANCE DASHBOARD

MARCH 2021

Fiscal year runs from July 1-June 30

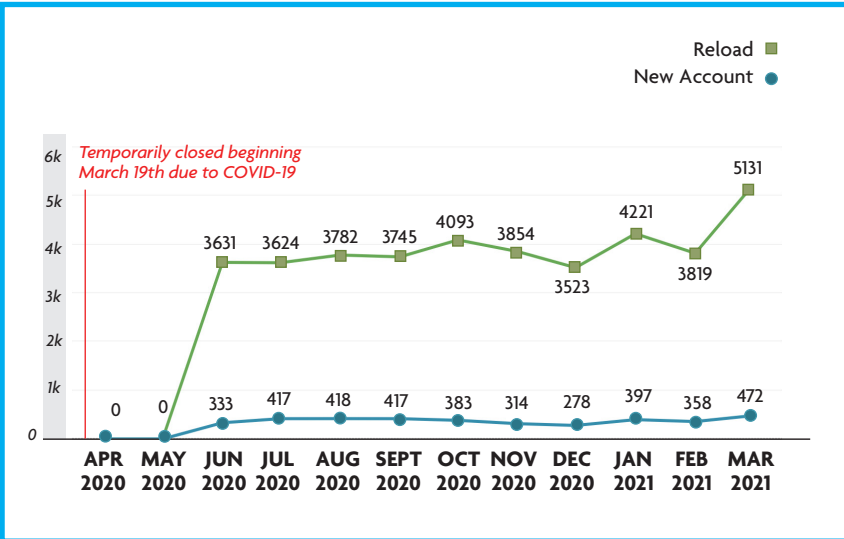
CUSTOMER SERVICE



WRONG WAY DRIVING (WWD)

Month	AUG	SEPT	OCT	NOV	DEC	JAN	FEB	MAR
Total Vehicles Detected	12	14	5	13	12	10	16	15
Documented Turn Arouds	11	13	4	12	11	8	14	13

RELOAD CUSTOMER SERVICE LANE ACTIVITY



PROGRESS OF MAJOR CONSTRUCTION PROJECTS

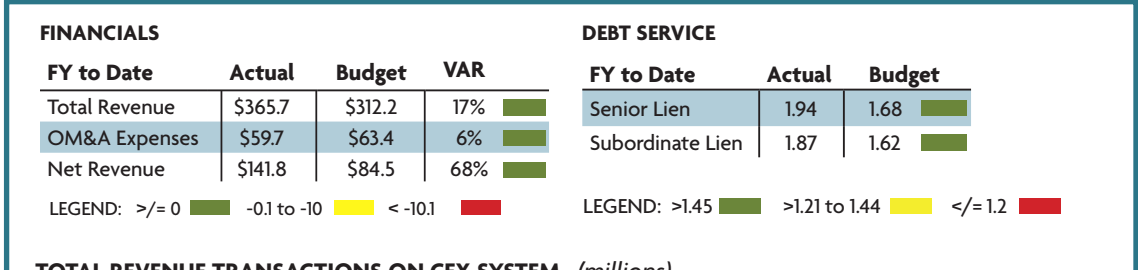
	Contract (millions)	Spent (millions)	% Time	% Spent	VAR	Contract Completion Date
SR 528 / SR 436 Interchange Improvements	\$105.7	\$60.8	24%	58%		Feb. 2023
SR 538 Widening, Ronald Reagan Pkwy to Cypress Pkwy	\$92.6	\$11.7	13%	13%		Nov. 2023
SR 417 Widening, International Dr. to John Young Pkwy	\$81.6	\$2.0	7%	3%		Oct. 2023
SR 417 Widening, John Young Pkwy to Landstar Blvd.	\$116.8	\$0.64	3%	0.06%		Nov. 2023

LEGEND: % Time - % Spent ≤ 10 11-20 ≥ 21

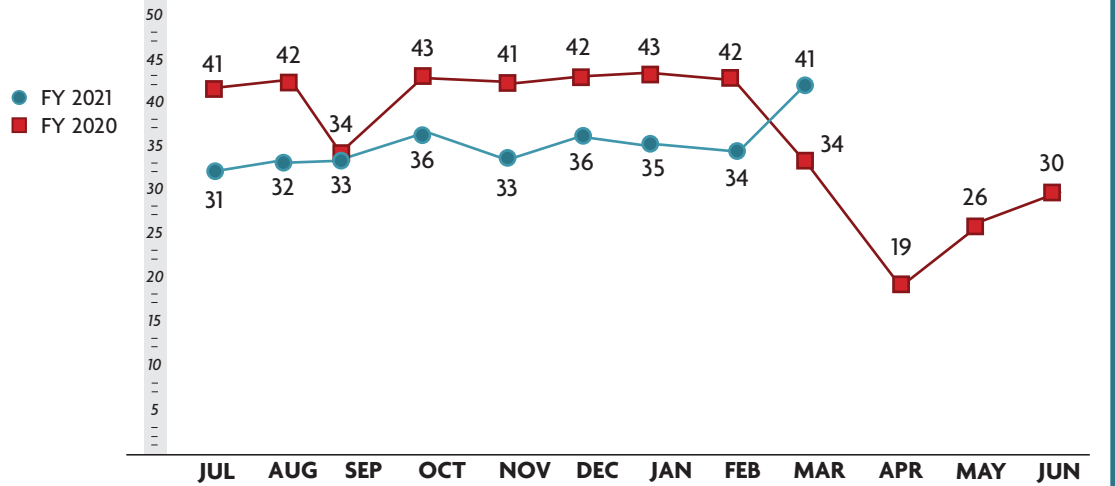
	Contract (millions)	Spent (millions)	Lanes Complete 380/415	Lanes Goal	VAR	Lanes Completion Date
Toll System Upgrade	\$54.4	\$40.1	92%	100%		March 2021

LEGEND: % Lanes Complete - % Lanes Goal >/= 0 -0.1 to -10 < -10.1

FINANCIALS



TOTAL REVENUE TRANSACTIONS ON CFX SYSTEM (millions)



UNPAID IN LANE TRANSACTIONS (millions)

