

---

CENTRAL  
FLORIDA  
EXPRESSWAY  
AUTHORITY

---

*SIGNAL DESIGN  
DETAILS*

*FOR DESIGN AND CONSTRUCTION ON THE CFX SYSTEM*

*MARCH 2023*

CENTRAL FLORIDA EXPRESSWAY AUTHORITY  
4974 ORL TOWER RD.  
ORLANDO, FL 32807  
PHONE NUMBER: (407) 690-5000  
FAX NUMBER: (407) 690-5011





*NOTES TO DESIGNER - TRAFFIC SIGNAL CABINETS*  
(NOT TO BE INCLUDED IN PLAN SHEET GENERAL NOTES SHEET)

PRIORITY #1. PLACING TRAFFIC SIGNAL CABINETS OUTSIDE OF AN ERRANT VEHICLE STRIKE ZONE. THESE ARE THE CORNERS WHERE THE MAJOR STREET LEFT TURNS TO THE MINOR STREET. THESE CORNERS ARE MORE SUBJECTED TO A VEHICLE'S HIGHER SPEED TRYING TO CATCH A YELLOW LIGHT AND LOSING CONTROL.

PRIORITY #2. PLACING TRAFFIC SIGNAL CABINETS IN A LOCATION WHERE A TECHNICIAN CAN SEE THE MOST AMOUNT OF PHASES FROM THE TRAFFIC SIGNAL CABINET LOCATION.

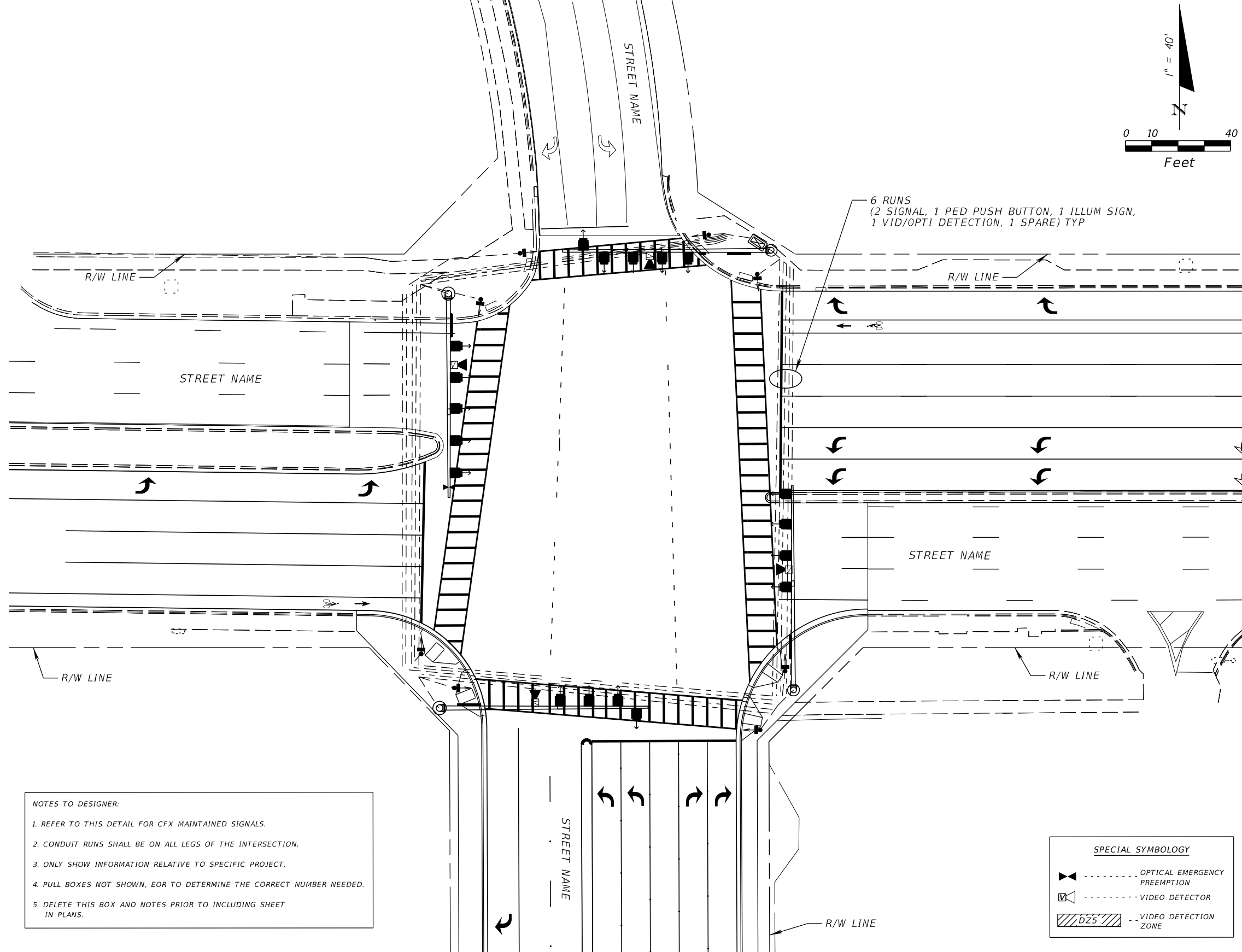
PRIORITY #3. PLACING TRAFFIC SIGNAL CABINETS IN A LOCATION WHERE THERE IS EXISTING SHADE AND EASILY ACCESSIBLE WITH A WORK TRUCK (NOT HAVING TO PARK ON A SIDE WALK, ETC.)

PRIORITY #4. PLACING SIGNAL CABINET IN A LOCATION WHERE THE TECHNICIAN HAS ENOUGH ROOM TO OPEN THE CABINET DOOR AND STILL BE IN THE RIGHT OF WAY AS THEY ACCESS THE CABINET.

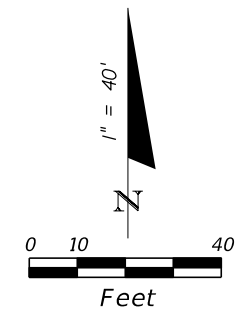
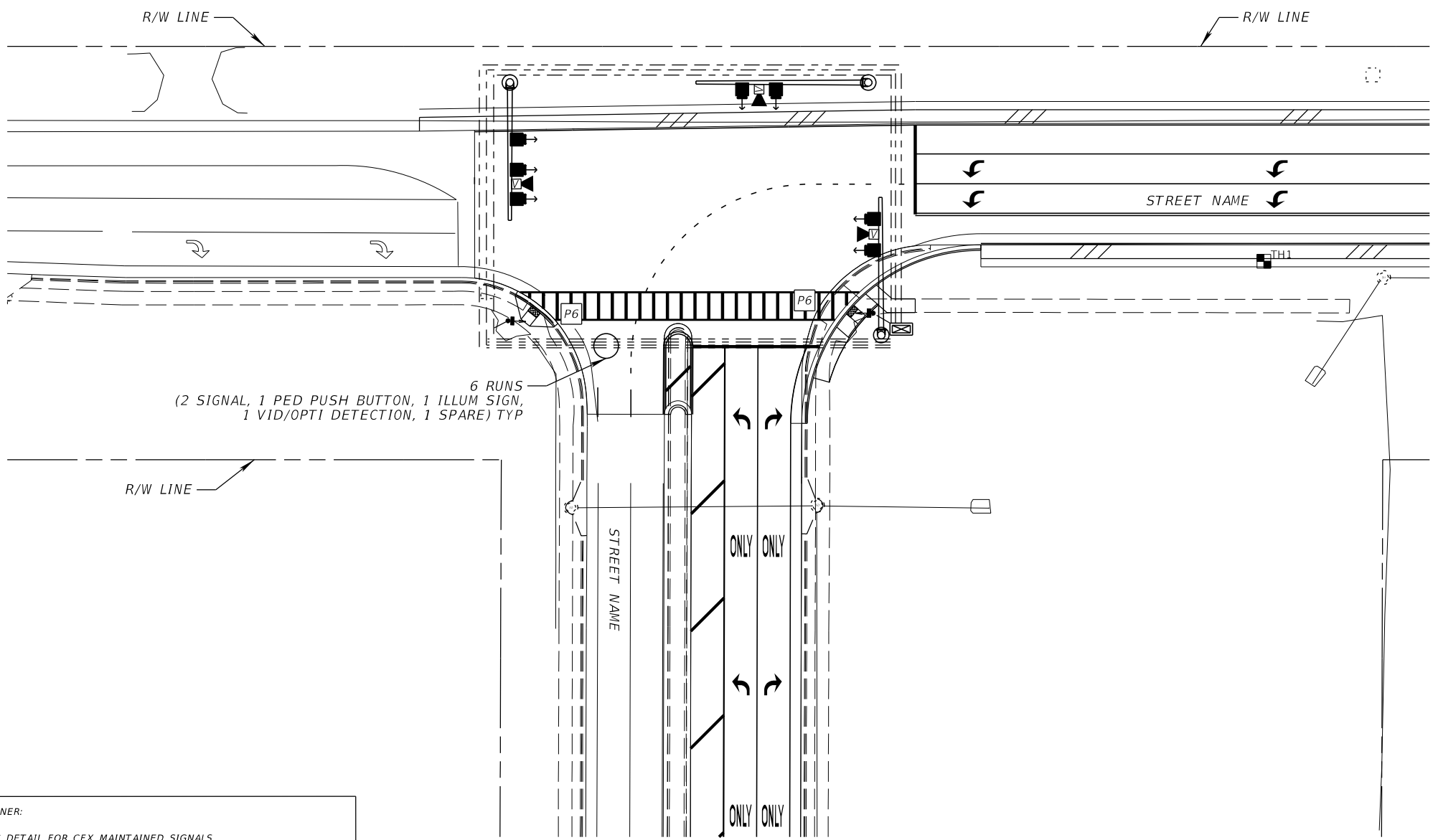
*NOTES TO DESIGNER*

REVISIONS				ENGINEER OF RECORD FULL NAME, P.E. P.E. LICENSE NUMBER 99999 ENGINEER OF RECORD COMPANY NAME ENGINEER OF RECORD COMPANY STREET ENGINEER OF RECORD CITY, STATE AND ZIP CERTIFICATE OF AUTHORIZATION 00009999	SIGNAL DESIGN DETAILS		<div>CENTRAL FLORIDA EXPRESSWAY AUTHORITY</div>	GENERAL NOTES SIGNALIZATION		SHEET NO.
DATE	DESCRIPTION	DATE	DESCRIPTION							3
					ROAD NO.	PROJECT NO.				

SDATES\$ STIMES\$ \$FILES\$ \$USERS\$



REVISIONS				ENGINEER OF RECORD FULL NAME, P.E. P.E. LICENSE NUMBER 99999 ENGINEER OF RECORD COMPANY NAME ENGINEER OF RECORD COMPANY STREET ENGINEER OF RECORD CITY, STATE AND ZIP CERTIFICATE OF AUTHORIZATION 00009999	SIGNAL DESIGN DETAILS		CENTRAL FLORIDA EXPRESSWAY AUTHORITY	SIGNALIZATION PLAN SHEET PLUS INTERSECTION DETAIL		SHEET NO.
DATE	DESCRIPTION	DATE	DESCRIPTION		ROAD NO.	PROJECT NO.				
										4



6 RUNS  
(2 SIGNAL, 1 PED PUSH BUTTON, 1 ILLUM SIGN,  
1 VID/OPTI DETECTION, 1 SPARE) TYP

- NOTES TO DESIGNER:
- 1. REFER TO THIS DETAIL FOR CFX MAINTAINED SIGNALS.
  - 2. CONDUIT RUNS SHALL BE ON ALL LEGS OF THE INTERSECTION.
  - 3. ONLY SHOW INFORMATION RELATIVE TO SPECIFIC PROJECT.
  - 4. PULL BOXES NOT SHOWN, EOR TO DETERMINE THE CORRECT NUMBER NEEDED.
  - 5. DELETE THIS BOX AND NOTES PRIOR TO INCLUDING SHEET IN PLANS.

**SPECIAL SYMBOLOGY**

OPTICAL EMERGENCY PREEMPTION

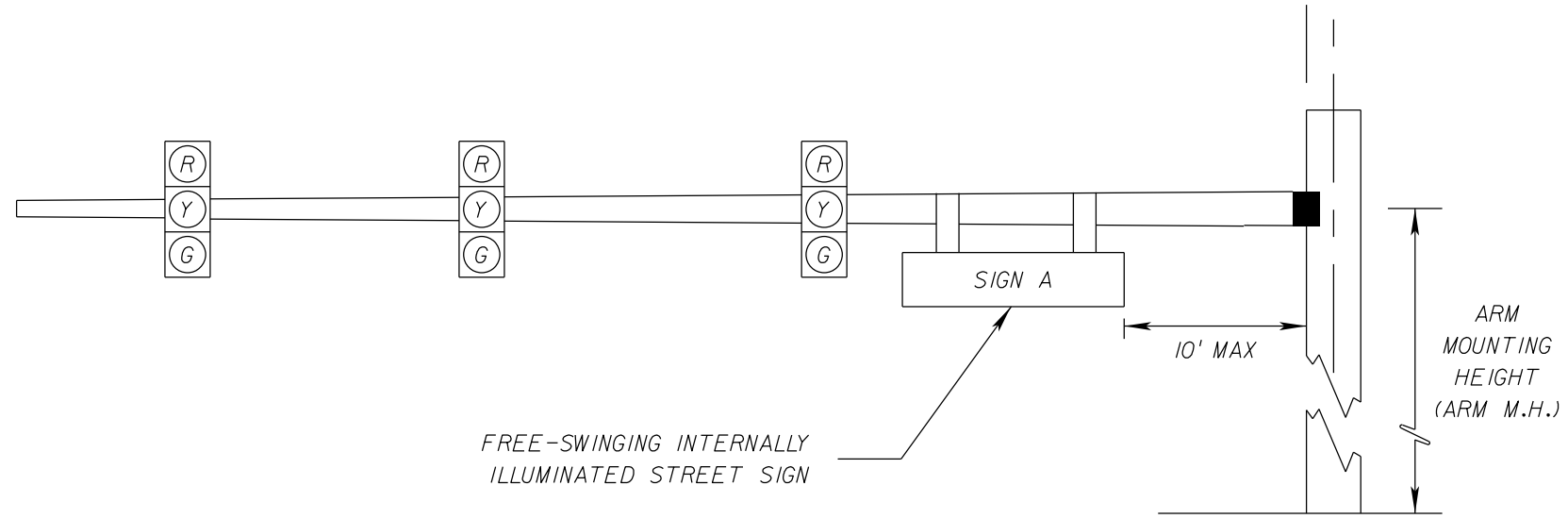
VIDEO DETECTOR

VIDEO DETECTION ZONE

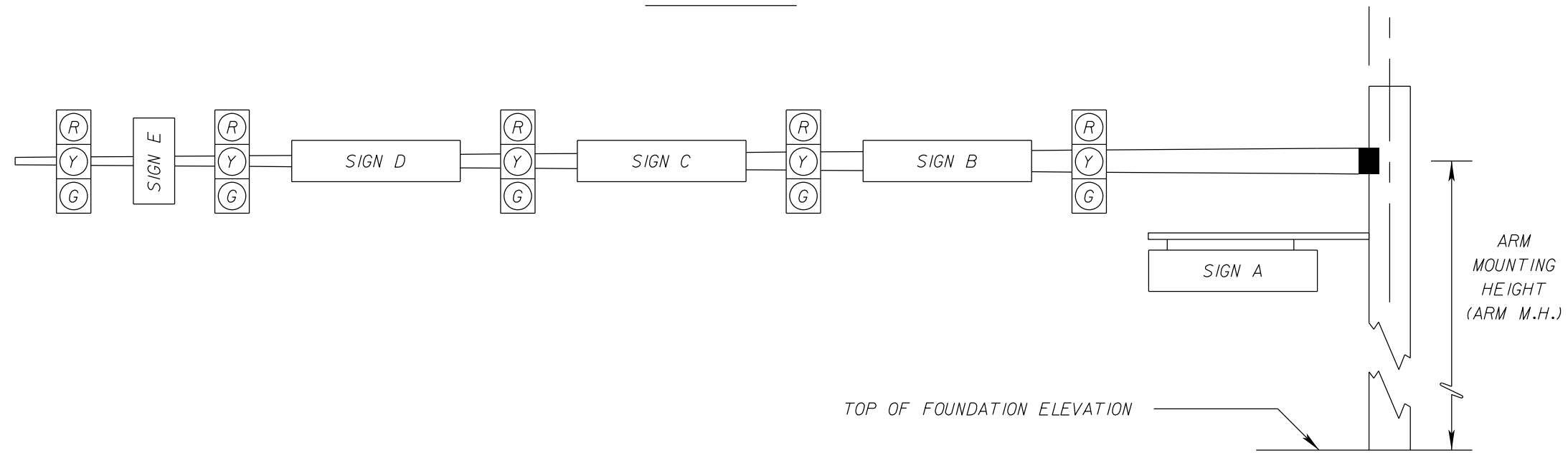
REVISIONS				ENGINEER OF RECORD FULL NAME, P.E. P.E. LICENSE NUMBER 99999 ENGINEER OF RECORD COMPANY NAME ENGINEER OF RECORD COMPANY STREET ENGINEER OF RECORD CITY, STATE AND ZIP CERTIFICATE OF AUTHORIZATION 00009999	SIGNAL DESIGN DETAILS		<b>CENTRAL FLORIDA EXPRESSWAY AUTHORITY</b>	SIGNALIZATION PLAN SHEET T INTERSECTION DETAIL		SHEET NO.	
DATE	DESCRIPTION	DATE	DESCRIPTION							5	
					ROAD NO.	PROJECT NO.					

SDATES\$  
\$TIMES\$  
\$FILES\$  
\$USERS\$

OPTION 1



OPTION 2



REVISIONS				ENGINEER OF RECORD FULL NAME, P.E. P.E. LICENSE NUMBER 99999 ENGINEER OF RECORD COMPANY NAME ENGINEER OF RECORD COMPANY STREET ENGINEER OF RECORD CITY, STATE AND ZIP CERTIFICATE OF AUTHORIZATION 00009999	SIGNAL DESIGN DETAILS		<div>CENTRAL FLORIDA EXPRESSWAY AUTHORITY</div>	INTERNALLY ILLUMINATED SIGN PLACEMENT DETAIL	SHEET NO.
DATE	DESCRIPTION	DATE	DESCRIPTION		ROAD NO.	PROJECT NO.			6